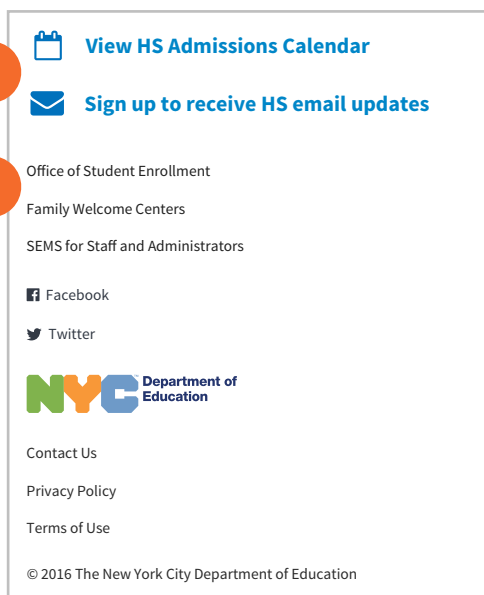


- 1 **New global header:** This addition will ensure the user knows what site they're on. The NYC logo will link back to the School Finder homepage.
- 2 **Language option:** This can be made a dropdown once other languages are added.
- 3 **Navigation:** The current site lacks navigation. Adding the nav bar will help the user navigate between each section seamlessly and add more visibility to the favorites section. Nav bar will hide on scroll so it won't take up valuable screen real estate.
- 4 **Key Dates:** Adding key dates to the homepage will increase visibility and awareness to deadlines through the process.
- 5 **Link to calendar:** Adding a large button to the homepage will increase visibility and awareness to the open house and events schedule.



- 1 **Global footer links:** Make links to the HS Admissions Calendar and HS Email Updates pages more prominent and visual to encourage users to click on them.
- 2 **Remove link:** The link to "High School Admissions" contains similar information to School Finder and the Admissions Guide.


**1**  **Download School Finder to your phone!**  
Add to your Home Screen for offline use

**1** **Global footer link:** Once School Finder is fully downloadable for offline use, this visual link can be added to the global footer.


## Academy for Social Action

509 West 129th Street, Manhattan NY 10027

SCHOOL ELIGIBILITY


 Open to all NYC residents


ROUND 2





 Round 2 Availability

ADMISSIONS METHODS

Limited Unscreened

**1**  Favorite



 WEB   
  EMAIL   
  CONTACT   
  CALENDAR **2**

**1** **Move favorites icon:** The favorites icon is currently next to the contact information. Move the icon to the colored header section for consistency with the desktop version and to ensure the heart doesn't get lost next to the contact icons.

**2** **Add calendar icon:** Add a link to each school's calendar next to the contact information to increase visibility to important dates and events at that particular school

School Info
1 Program


**Early College**

Program Code: M51A **1** -

INTEREST AREA

Humanities & Interdisciplinary

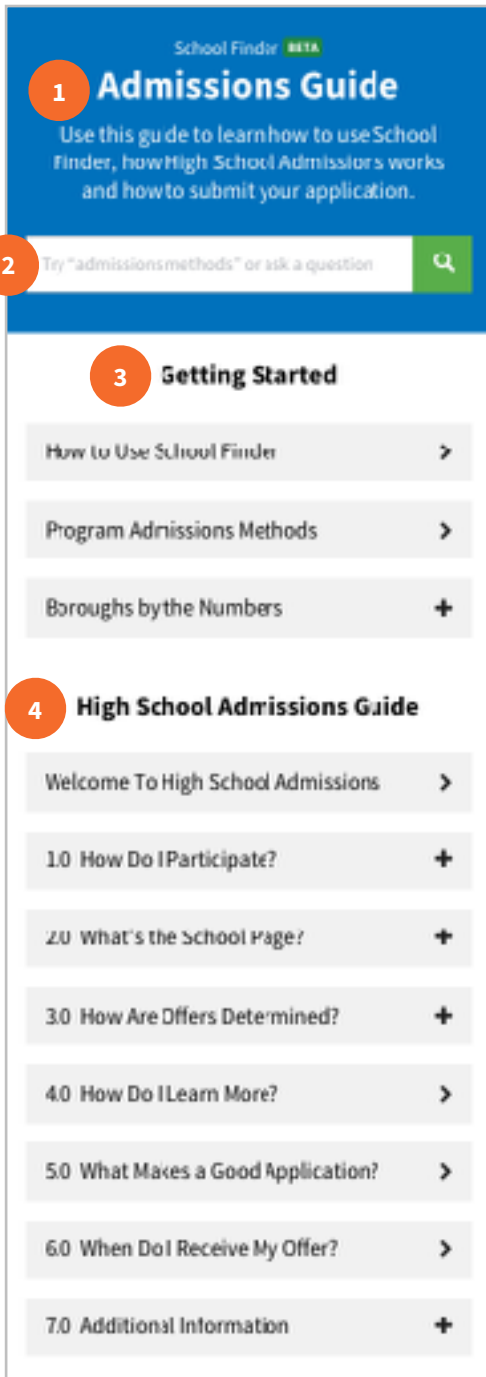
ADMISSIONS METHOD

 Screened

ADMISSIONS PRIORITIES

1. Open to New York City residents

**1** **Program Code:** Add colored background to the program code to make it easier to find.

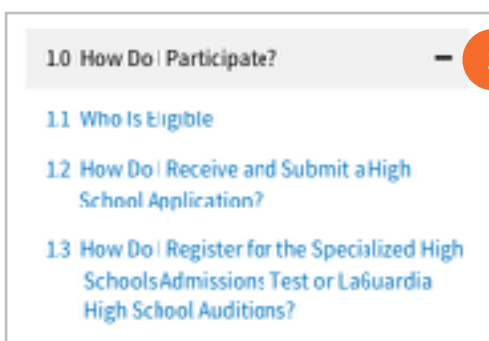


1 **Admissions Guide:** Turn static Front of Book into a more digestible and searchable guide to help explain the high school admissions process.

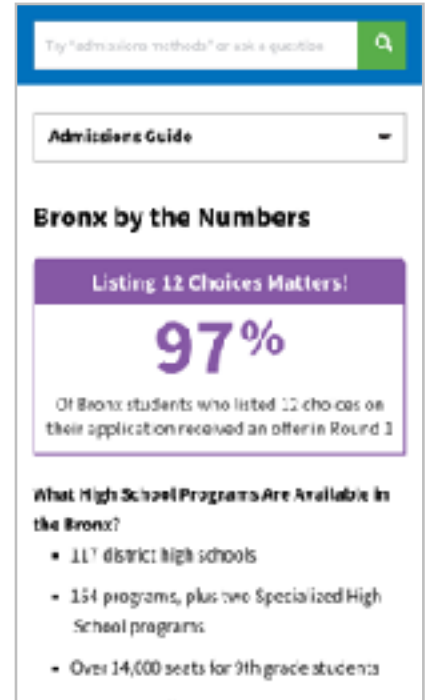
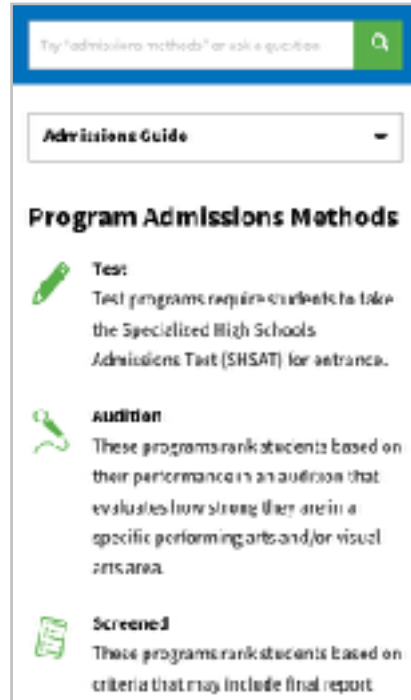
2 **Search Bar:** Allows users to quickly search for a topic or ask a question. Each section of the guide will have keyword tags attributed to it to return relevant search results.

3 **Getting Started section:** Pull out key sections from FOB and other pdfs and create dedicated pages for them to make them searchable and readable on mobile devices (vs. viewing pdfs).

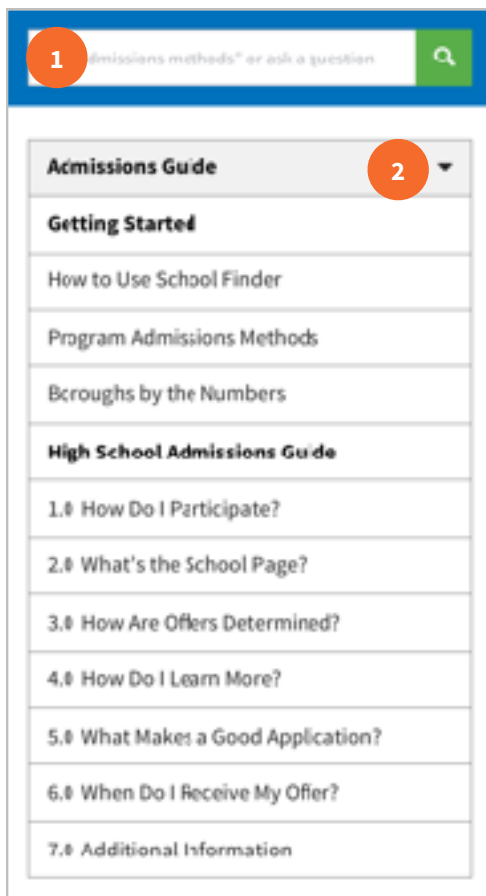
4 **High School Admissions Guide:** Each chapter of FOB will have a dedicated section for easy navigation through the material.



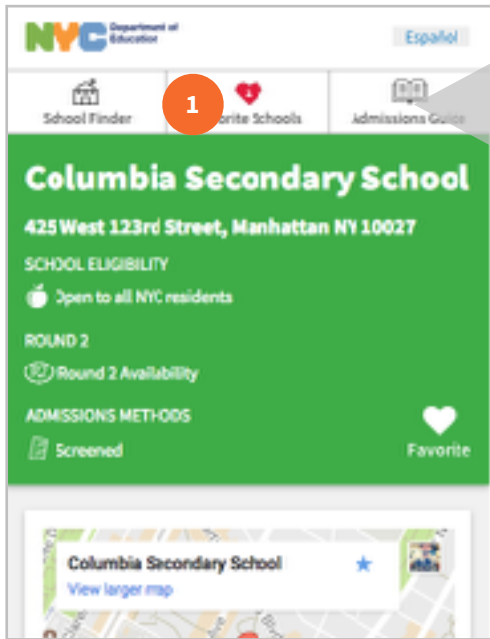
1 **Accordion:** Utilize the existing accordion feature to hide/display the subchapters to lessen scrolling on the page.



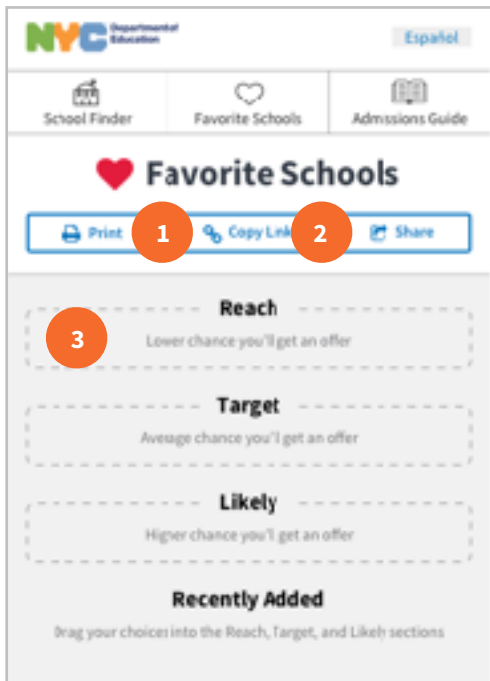
**New pages:** Pull out key sections from FOB and other pdfs and create dedicated pages for them to make them searchable and readable on mobile devices (vs.



- 1 **Search Bar:** Slim search bar is present at the top of every Admissions Guide page so the user can have their questions answered quickly.
- 2 **Subnav:** Dropdown menu is utilized within the pages of the Admissions Guide for easy navigation between articles and chapters of the guide.




**1 Heart state change:** Once a school is favorited, the heart in the nav bar changes to a number, indicating how many schools the user has favorited, similar to a shopping cart.



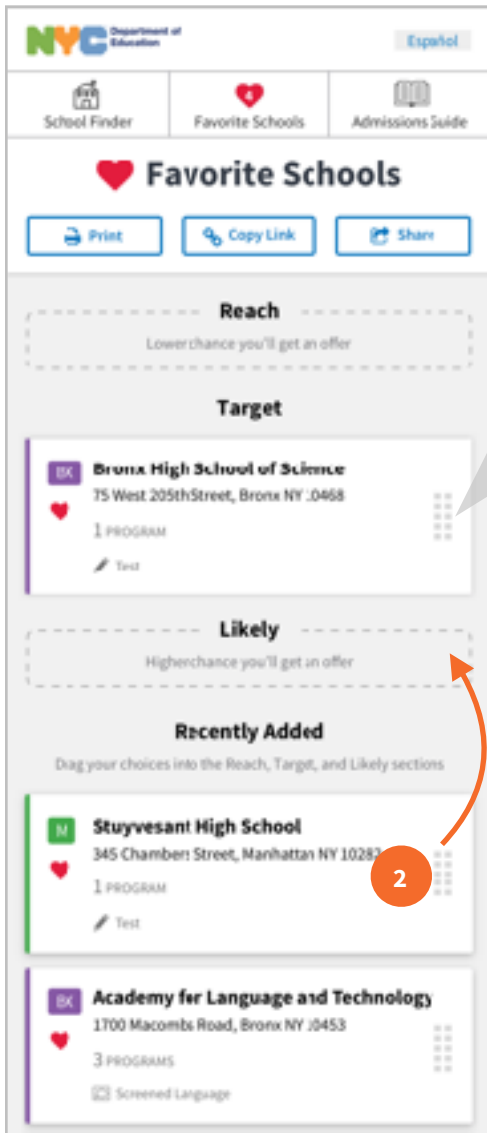
**1 Copy Link button:** Currently the unique link must be manually copied which can be difficult on mobile devices. This button will copy the link in one tap.

**2 Share button:** This will trigger a *share sheet* native to the mobile device's operating system.

**3 Reach, Target, Likely buckets:** These three sections will allow users to categorize their favorited schools (via drop and drop) based on the R/T/L definitions, which are defined in each section.



iPhone and Android Share Sheets



**1 Visual affordance:** This visual cue will indicate to users that the school cards can be dragged and reordered.

**2 Drag and Drop functionality:** Utilizing a Javascript library, each school card can be reordered and categorized on both mobile and desktop.

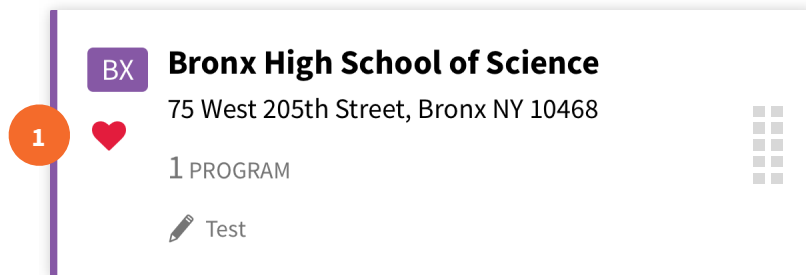
*Example libraries:*

React Reorder

<http://jakesidsmith.github.io/react-reorder/>

Sortable

<https://github.com/RubaXa/Sortable/>



**1 Unfavorite school:** On the favorites page, the user is currently unable to unlike schools. The user should be able to unlike by tapping on the heart.